













TABLE of CONTENTS

	Alphabet and colours	
	Colour by letter (a-e) ..	1
	Colour by letter (f-j) ...	2
	Colour by letter (k-o) ..	3
	Colour by letter (p-u) .	4
	Colour by letter (v-z) ..	5
	Calendar	
	Emotions	
	Weather	12
	Numbers	17
	Shapes	21
	Body parts	27
	Classroom objects	32
	Animals as pets	36
	Barnyard animals	39
	Wild animals	42
	Fruit	45
	Vegetables	49


Spécimen - Baby Steps to Learning English



BODY PARTS and REVIEWING COLOURS

Follow the instructions and colour in the picture.



- | | | | |
|------|---------|-------|--------|
| head | yellow. | eye | green. |
| arms | purple. | mouth | black. |
| feet | blue. | hair | black. |
| body | pink. | skin | green. |
| legs | orange. | teeth | brown. |



FRUITS and VEGETABLES

Review

Cut and paste Julien and Alice's favourite fruits and vegetables.



Spécimen - Baby Steps to Learning English

